



### District Report Card: 2017


<b>State:</b> Kerala	<b>District:</b> Thiruvananthapuram
<b>Class:</b> 5	<b>Subject:</b> Language
<b>Schools:</b> 61	<b>Students:</b> 1251


### Participation/Coverage


#### Students

 GENDER	Boys		Girls	
	Number	%	Number	%
	605	48.36	646	51.64

 AREA	Rural		Urban	
	Number	%	Number	%
	976	78.02	275	21.98

 CATEGORY	SC		ST		OBC		GEN	
	Number	%	Number	%	Number	%	Number	%
	211	16.87	25	2.00	806	64.43	209	16.71

 CWSN	LD	VI	HI	S&LD	ID	Oth
	1	5	5	1	6	1

 Management	Government		Government-aided	
	Number	%	Number	%
	938	74.98	313	25.02

### Average Performance of Students in Language (%)

Overall	Gender		Area		Management		Social Group			
	Male	Female	Rural	Urban	Govt.	Aided	SC	ST	OBC	GEN
81.71	80.35	82.97	80.96	84.36	82.53	79.23	81.67	90.13	81.70	80.73

## Performance on Learning Outcomes (LOs)

Learning Outcomes	Description	Average Performance(%)
L504	Reads and comprehends independently storybooks, news items/ headlines, advertisements etc.	77.38
L508	Reads text with comprehension, locates details and sequence of events	83.87

Range of Performance of Students who Answered Correctly							
Below 30%		30% - 50%		50% - 75%		Above 75%	
Number	%	Number	%	Number	%	Number	%
16	1.28	81	6.47	263	21.02	891	71.22

## Lowest Performing Learning Outcomes (LOs)

- 1 - Reads and comprehends independently storybooks, news items/ headlines, advertisements etc. (77.38)
- 2 - Reads text with comprehension, locates details and sequence of events (83.87)